

Fenner

Taper-Lock[®] Dual Duty Pulleys



POWERTRAN Power Transmission Accessories



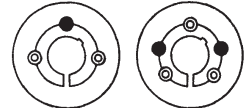
Taper Lock® Dual Duty Pulleys

Fenner Taper-Lock® Dual Duty pulleys are India's first standard range of metric pulleys. They eliminate re-boring and keywaying problems since each pulley need not be finished according to different bore and keyway requirements. With Taper-Lock® Bushes, changes in the diameter and position of pulleys are easily made. These metric pulleys are precision machined and have dual duty grooves to perfectly match Fenner "PB" Precision Built V-Belts as well as Fenner Spacesaver Wedge Belts.

All Fenner pulleys are manufactured from superior quality cast iron in over 400 standard sizes- and also according to additional sizes against special requirements. Fenner metric pulleys conform to IS and ISO groove specifications and can transmit upto 250 KW of power at 1440 rpm with speed ratios upto 1 :7. Available with excellent pre -and post-sales service through the Fenner network of branches and dealers.

Fenner Taper-Lock® Bushes

Using Fenner Taper-Lock® Bushes, it is possible for unskilled labour to achieve 'shrink fit' of pulleys, couplings, etc. on to shafts only using a hexagon wrench.



The arrangement of half-threaded holes and longitudinally split tapered bushes ensure maximum grip and fast, easy fitting. Tightening of the screws into the threaded holes in the hub forces the bush into the taper bored components, thereby effectively contracting the bore of the Taper-Lock® Bush until the equivalent of a shrink fit is obtained. Taper-Lock® Bushes are suitable for metric shafts and can also be supplied with Imperial Bores and Keyways.

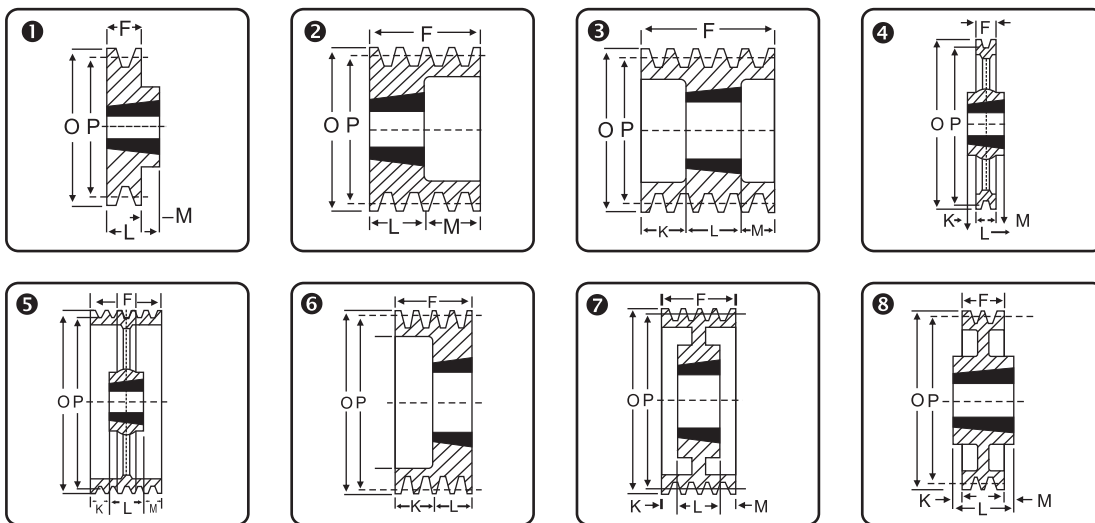
ADVANTAGES :

- No re-boring and keywaying costs.
- Saves time and cost in fitting.
- Eliminates precision taper fitting keys.
- 239 bush size/bore combinations are available.
- Interchangeable between many products.
- Taper bored components can be transferred to other diameter shafts by fitting alternative bore bushes.
- Convenience in dismantling for maintenance and component replacement.
- Accommodates shaft limits of +0.051 mm /-0.127mm.



The benefits of using Taper-Lock® Bushes can be extended to include components which have a parallel bore by incorporating Taper-Lock® Adaptors, Taper-Lock® Bolt-on-Hubs or Taper-Lock® Weld-on-Hubs.

Pully Types:



Recommended Minimum Pulley Pitch Diameters

V / WEDGE BELT SECTION	A	B	C	SPZ	SPA	SPB	SPC
	80	125	200	56	90	160	224

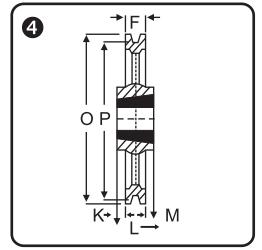
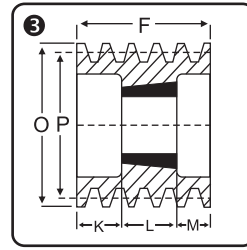
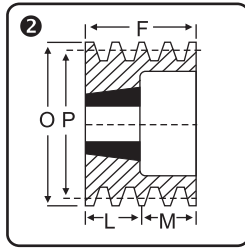
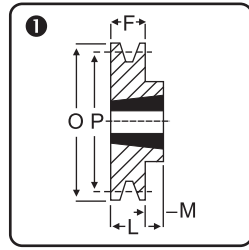
Taper Lock Pulley Standard Range

For use with 'SPZ' Section Belts

Product Code	Pitch Dia(P)	No. of Grooves	Bush No.	Max. Bore		Pully Type	F	K	L	M	Outside Dia (O)
				Met.	Imp.						
001Z0067	67	1	1108	28	1 1/8"	1	16	-	22.0	6.0	72.5
2Z0067		2	1108	28	1 1/8"	6	28	6.0	22.0	-	
3Z0067		3	1108	28	1 1/8"	6	40	18.0	22.0	-	
001Z0071	71	1	1108	28	1 1/8"	1	16	-	22.0	6.0	76.5
2Z0071		2	1108	28	1 1/8"	6	28	6.0	22.0	-	
3Z0071		3	1108	28	1 1/8"	6	40	18.0	22.0	-	
001Z0075	75	1	1108	28	1 1/8"	1	16	-	22.0	6.0	80.5
2Z0075		2	1210	32	1 1/4"	6	28	3.0	25.0	-	
3Z0075		3	1210	32	1 1/4"	6	40	15.0	25.0	-	
001Z0080	80	1	1210	32	1 1/4"	1	16	-	25.0	9.0	85.5
2Z0080		2	1210	32	1 1/4"	6	28	3.0	25.0	-	
3Z0080		3	1210	32	1 1/4"	6	40	15.0	25.0	-	
4Z0080		4	1210	32	1 1/4"	6	52	27.0	25.0	-	
001Z0085	85	1	1210	32	1 1/4"	1	16	-	25	9.0	90.5
2Z0085		2	1610	42	1 5/8"	6	28	3.0	25	-	
3Z0085		3	1610	42	1 5/8"	6	40	15.0	25	-	
4Z0085		4	1610	42	1 5/8"	6	52	27.0	25	-	
5Z0085		5	1610	42	1 5/8"	6	64	39.0	25	-	
001Z0090	90	1	1210	32	1 1/4"	1	16	-	25	9.0	95.5
2Z0090		2	1610	42	1 5/8"	6	28	3.0	25	-	
3Z0090		3	1610	42	1 5/8"	6	40	15.0	25	-	
4Z0090		4	1610	42	1 5/8"	6	52	27.0	25	-	
5Z0090		5	1610	42	1 5/8"	6	64	39.0	25	-	
6Z0090		6	1610	42	1 5/8"	6	76	51.0	25	-	
001Z0095	95	1	1210	32	1 1/4"	1	16	-	25	9.0	100.5
2Z0095		2	1610	42	1 5/8"	6	28	3.0	25	-	
3Z0095		3	1610	42	1 5/8"	6	40	15.0	25	-	
4Z0095		4	1610	42	1 5/8"	6	52	27.0	25	-	
5Z0095		5	1610	42	1 5/8"	6	64	39.0	25	-	
6Z0095		6	1610	42	1 5/8"	6	76	51.0	25	-	
001Z0100	100	1	1210	32	1 1/4"	1	16	-	25	9.0	105.5
2Z0100		2	1610	42	1 5/8"	6	28	3.0	25	-	
3Z0100		3	1610	42	1 5/8"	6	40	15.0	25	-	
4Z0100		4	2012	50	2"	6	52	20.0	32	-	
5Z0100		5	2012	50	2"	6	64	32.0	32	-	
6Z0100		6	2012	50	2"	6	76	44.0	32	-	
001Z0112	112	1	1610	42	1 5/8"	1	16	-	25	9.0	117.5
2Z0112		2	1610	42	1 5/8"	6	28	3.0	25	-	
3Z0112		3	2012	50	2"	6	40	8.0	32	-	
4Z0112		4	2012	50	2"	6	52	20.0	32	-	
5Z0112		5	2012	50	2"	6	64	32.0	32	-	
6Z0112		6	2012	50	2"	6	76	44.0	32	-	

Dimensions in millimetres unless otherwise stated.

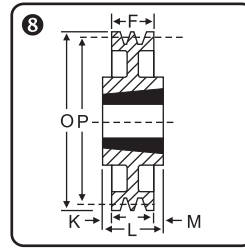
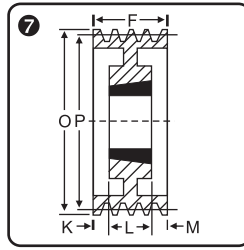
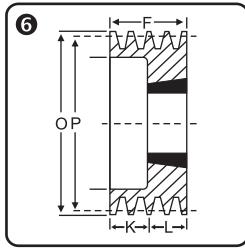
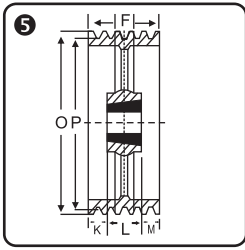
Taper Lock® Dual Duty Pulleys



For use with 'SPZ' Section Belts

Product Code	Pitch Dia(P)	No. of Grooves	Bush No.	Max. Bore		Pully Type	F	K	L	M	Outside Dia (O)
				Met.	Imp.						
001Z0125	125	1	1610	42	1 5/8"	1	16	-	25	9.0	130.5
2Z0125		2	1610	42	1 5/8"	6	28	3.0	25	-	
3Z0125		3	2012	50	2"	6	40	8.0	32	-	
4Z0125		4	2012	50	2"	6	52	20.0	32	-	
5Z0125		5	2517	60	2 1/2"	6	64	19.0	45	-	
6Z0125		6	2517	60	2 1/2"	6	76	31.0	45	-	
001Z0140	140	1	1610	42	1 5/8"	1	16	-	25	9.0	145.5
2Z0140		2	1610	42	1 5/8"	6	28	3.0	25	-	
3Z0140		3	2012	50	2"	2	40	-	32	8.0	
4Z0140		4	2012	50	2"	2	52	-	32	20.0	
5Z0140		5	2517	60	2 1/2"	2	64	-	45	19.0	
6Z0140		6	2517	60	2 1/2"	2	76	-	45	31.0	
001Z0160	160	1	1610	42	1 5/8"	1	16	-	25	9.0	165.5
2Z0160		2	2012	50	2"	1	28	-	32	4.0	
3Z0160		3	2012	50	2"	2	40	-	32	8.0	
4Z0160		4	2517	60	2 1/2"	2	52	-	45	7.0	
5Z0160		5	2517	60	2 1/2"	2	64	-	45	19.0	
6Z0160		6	2517	60	2 1/2"	2	76	-	45	31.0	
001Z0180	180	1	1610	42	1 5/8"	1	16	-	25	9.0	185.5
2Z0180		2	2012	50	2"	1	28	-	32	4.0	
3Z0180		3	2012	50	2"	2	40	-	32	8.0	
4Z0180		4	2517	60	2 1/2"	2	52	-	45	7.0	
5Z0180		5	2517	60	2 1/2"	2	64	-	45	19.0	
6Z0180		6	2517	60	2 1/2"	2	76	-	45	31.0	
001Z0200	200	1	2012	50	2"	1	16	-	32	16.0	205.5
2Z0200		2	2012	50	2"	1	28	-	32	4.0	
3Z0200		3	2012	50	2"	2	40	-	32	8.0	
4Z0200		4	2517	60	2 1/2"	3	52	3.5	45	3.5	
5Z0200		5	2517	60	2 1/2"	7	64	9.5	45	9.5	
6Z0200		6	2517	60	2 1/2"	7	76	15.5	45	15.5	
001Z0250	250	1	2012	50	2"	4	16	8.0	32	8.0	255.5
2Z0250		2	2012	50	2"	4	28	2.0	32	2.0	
3Z0250		3	2012	50	2"	5	40	4.0	32	4.0	
4Z0250		4	2517	60	2 1/2"	7	52	3.5	45	3.5	
5Z0250		5	2517	60	2 1/2"	5	64	9.5	45	9.5	
6Z0250		6	2517	60	2 1/2"	5	76	15.5	45	15.5	

Dimensions in millimetres unless otherwise stated.

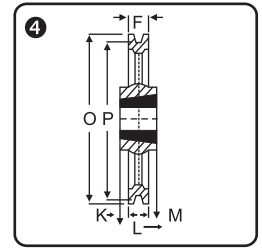
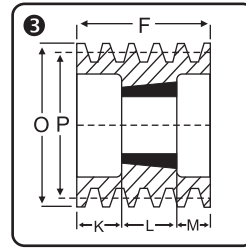
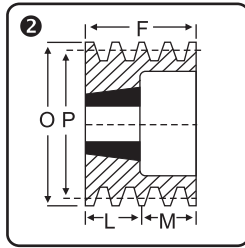
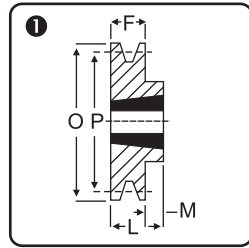


For use with 'SPZ' Section Belts

Product Code	Pitch Dia(P)	No. of Grooves	Bush No.	Max. Bore		Pully Type	F	K	L	M	Outside Dia (O)
				Met.	Imp.						
001Z0315	315	1	2012	50	2"	4	16	8.0	32	8.0	320.5
2Z0315		2	2012	50	2"	4	28	2.0	32	2.0	
3Z0315		3	2517	60	2 1/2"	8	40	2.5	45	2.5	
4Z0315		4	2517	60	2 1/2"	5	52	3.5	45	3.5	
5Z0315		5	2517	60	2 1/2"	5	64	9.5	45	9.5	
6Z0315		6	2517	60	2 1/2"	5	76	15.5	45	15.5	
001Z0400	400	1	2012	50	2"	4	16	8.0	32	8.0	405.5
2Z0400		2	2517	60	2 1/2"	4	28	8.5	45	8.5	
3Z0400		3	2517	60	2 1/2"	4	40	2.5	45	2.5	
4Z0400		4	2517	60	2 1/2"	5	52	3.5	45	3.5	
5Z0400		5	3020	75	3"	5	64	6.5	51	6.5	
6Z0400		6	3030	75	3"	4	76	-	76	-	
002Z0500	500	2	2517	60	2 1/2"	4	28	8.5	45	8.5	505.5
3Z0500		3	2517	60	2 1/2"	4	40	2.5	45	2.5	
4Z0500		4	3020	75	3"	5	52	0.5	51	0.5	
5Z0500		5	3020	75	3"	5	64	6.5	51	6.5	
6Z0500		6	3030	75	3"	4	76	-	76	-	
003Z0630		630	3	2517	60	2 1/2"	4	40	2.5	45	
4Z0630	4		3020	75	3"	5	52	0.5	51	0.5	
5Z0630	5		3030	75	3"	4	64	6.0	76	6.0	
6Z0630	6		3535	90	3 1/2"	4	76	6.5	89	6.5	
003Z0800	800	3	3030	75	3"	4	40	18.0	76	18.0	805.5
4Z0800		4	3030	75	3"	4	52	12.0	76	12.0	
5Z0800		5	3535	90	3 1/2"	4	64	12.5	89	12.5	
6Z0800		6	3535	90	3 1/2"	4	76	6.5	89	6.5	

Dimensions in millimetres unless otherwise stated.

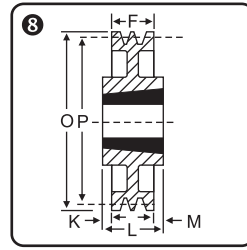
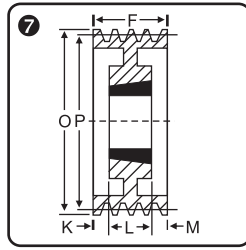
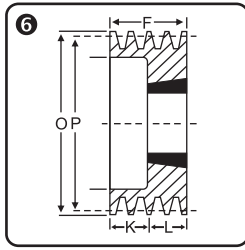
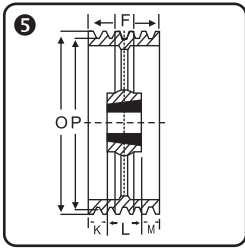
Taper Lock®
Dual Duty Pulleys



For use with 'A' / 'SPA' Section Belts

Product Code	Pitch Dia(P)	No. of Grooves	Bush No.	Max. Bore		Pully Type	F	K	L	M	Outside Dia (O)
				Met.	Imp.						
For use with 'A' Section Belts											
001A0067	67	1	1108	28	1 1/8"	1	20		22	2.0	72.5
002A0067	67	2	1108	28	1 1/8"	6	35	13.0	22		
001A0071	71	1	1108	28	1 1/8"	1	20		22	2.0	76.5
002A0071	71	2	1108	28	1 1/8"	6	35	13.0	22		
003A0071	71	3	1108	28	1 1/8"	6	50	28.0	22		
001A0075	75	1	1108	28	1 1/8"	1	20		22	2.0	80.5
002A0075	75	2	1108	28	1 1/8"	6	35	13.0	22		
003A0075	75	3	1210	32	1 1/4"	6	50	25.0	25		
001A0080	80	1	1108	28	1 1/8"	1	20		22	2.0	85.5
002A0080	80	2	1108	28	1 1/8"	6	35	13.0	22		
003A0080	80	3	1210	32	1 1/4"	6	50	25.0	25		
004A0080	80	4	1215	32	1 1/4"	6	65	27.0	38		
005A0080	80	5	1215	32	1 1/4"	6	80	42.0	38		
001A0085	85	1	1108	28	1 1/8"	1	20		22	2.0	90.5
002A0085	85	2	1108	28	1 1/8"	6	35	13.0	22		
003A0085	85	3	1210	32	1 1/4"	6	50	25.0	25		
004A0085	85	4	1215	32	1 1/4"	6	65	27.0	38		
005A0085	85	5	1215	32	1 1/4"	6	80	42.0	38		
001A0090	90	1	1108	28	1 1/8"	1	20		22	2.0	95.5
002A0090	90	2	1108	28	1 1/8"	6	35	13.0	22		
003A0090	90	3	1610	42	1 5/8"	6	50	25.0	25		
004A0090	90	4	1615	42	1 5/8"	3	65	13.5	38	13.5	
005A0090	90	5	1615	42	1 5/8"	3	80	21.0	38	21.0	
For use with 'A'/'SPA' Section Belts											
001A0095	95	1	1210	32	1 1/4"	1	20		25	5.0	100.5
002A0095	95	2	1610	42	1 5/8"	6	35	10.0	25		
003A0095	95	3	1610	42	1 5/8"	6	50	25.0	25		
004A0095	95	4	1615	42	1 5/8"	3	65	13.5	38	13.5	
005A0095	95	5	1615	42	1 5/8"	3	80	21.0	38	21.0	

Dimensions in millimetres unless otherwise stated.

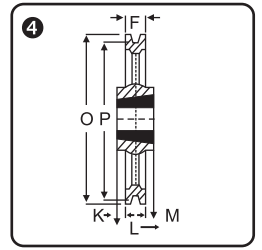
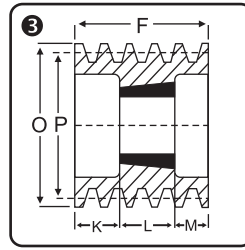
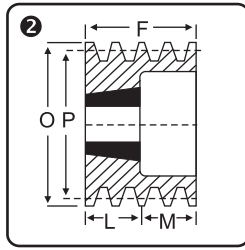
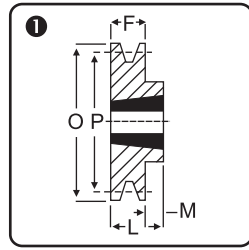


For use with 'A' / 'SPA' Section Belts

Product Code	Pitch Dia(P)	No. of Grooves	Bush No.	Max. Bore		Pully Type	F	K	L	M	Outside Dia (O)
				Met.	Imp.						
001A0100	100	1	1610	42	1 5/8"	1	20		25	5.0	105.5
002A0100	100	2	1610	42	1 5/8"	6	35	10.0	25		
003A0100	100	3	1610	42	1 5/8"	6	50	25.0	25		
004A0100	100	4	1615	42	1 5/8"	6	65	27.0	38		
005A0100	100	5	1615	42	1 5/8"	6	80	42.0	38		
006A0100	100	6	1615	42	1 5/8"	3	95	28.5	38	28.5	
001A0106	106	1	1610	42	1 5/8"	1	20		25	5.0	111.5
002A0106	106	2	1610	42	1 5/8"	6	35	10.0	25		
003A0106	106	3	1610	42	1 5/8"	6	50	25.0	25		
004A0106	106	4	1615	42	1 5/8"	6	65	27.0	38		
005A0106	106	5	2012	50	2"	6	80	48.0	32		
006A0106	106	6	2012	50	2"	3	95	31.5	32	31.5	
001A0112	112	1	1610	42	1 5/8"	1	20		25	5.0	117.5
002A0112	112	2	1610	42	1 5/8"	6	35	10.0	25		
003A0112	112	3	2012	50	2"	6	50	18.0	32		
004A0112	112	4	2012	50	2"	6	65	33.0	32		
005A0112	112	5	2012	50	2"	6	80	48.0	32		
006A0112	112	6	2012	50	2"	6	95	63.0	32		
001A0118	118	1	1610	42	1 5/8"	1	20		25	5.0	123.5
002A0118	118	2	1610	42	1 5/8"	6	35	10.0	25		
003A0118	118	3	2012	50	2"	6	50	18.0	32		
004A0118	118	4	2012	50	2"	6	65	33.0	32		
005A0118	118	5	2012	50	2"	6	80	48.0	32		
006A0118	118	6	2012	50	2"	6	95	63.0	32		
001A0125	125	1	1610	42	1 5/8"	1	20		25	5.0	130.5
0020A125	125	2	1610	42	1 5/8"	2	35		25	10.0	
003A0125	125	3	2012	50	2"	2	50		32	18.0	
004A0125	125	4	2012	50	2"	2	65		32	33.0	
005A0125	125	5	2012	50	2"	2	80		32	48.0	
006A0125	125	6	2012	50	2"	3	95	31.5	32	31.5	
001A0132	132	1	1610	42	1 5/8"	1	20		25	5.0	137.5
002A0132	132	2	1610	42	1 5/8"	2	35		25	10.0	
003A0132	132	3	2012	50	2"	2	50		32	18.0	
004A0132	132	4	2517	60	2 1/2"	2	65		45	20.0	

Dimensions in millimetres unless otherwise stated.

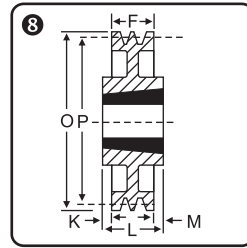
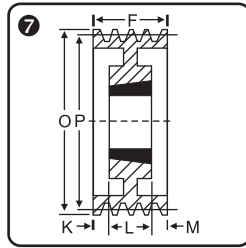
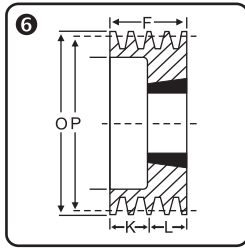
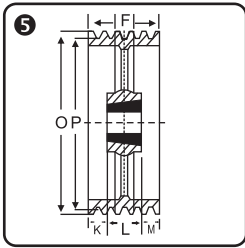
F Taper Lock® Dual Duty Pulleys



For use with 'A' / 'SPA' Section Belts

Product Code	Pitch Dia(P)	No. of Grooves	Bush No.	Max. Bore		Pully Type	F	K	L	M	Outside Dia (O)
				Met.	Imp.						
005A0132	132	5	2517	60	2½"	2	80		45	35.0	
006A0132	132	6	2517	60	2½"	3	95	25.0	45	25.0	
001A0140	140	1	1610	42	1⅝"	1	20		25	5.0	145.5
002A0140	140	2	2012	50	2	6	35	3.0	32		
003A0140	140	3	2517	60	2½"	2	50		45	5.0	
004A0140	140	4	2517	60	2½"	2	65		45	20.0	
005A0140	140	5	2517	60	2½"	2	80		45	35.0	
006A0140	140	6	2517	60	2½"	3	95	25.0	45	25.0	
001A0150	150	1	1610	42	1⅝"	1	20		25	5.0	155.5
002A0150	150	2	2012	50	2	6	35	3.0	32		
003A0150	150	3	2517	60	2½"	2	50		45	5.0	
004A0150	150	4	2517	60	2½"	2	65		45	20.0	
005A0150	150	5	2517	60	2½"	2	80		45	35.0	
006A0150	150	6	2517	60	2½"	3	95	25.0	45	25.0	
001A0160	160	1	1610	42	1⅝"	1	20		25	5.0	165.5
002A0160	160	2	2012	50	2	6	35	3.0	32		
003A0160	160	3	2517	60	2½"	2	50		45	5.0	
004A0160	160	4	2517	60	2½"	2	65		45	20.0	
005A0160	160	5	2517	60	2½"	2	80		45	35.0	
006A0160	160	6	2517	60	2½"	3	95	25.0	45	25.0	
001A0170	170	1	1610	42	1⅝"	1	20		25	5.0	175.5
002A0170	170	2	2012	50	2	6	35	3.0	32		
003A0170	170	3	2517	60	2½"	2	50		45	5.0	
004A0170	170	4	2517	60	2½"	2	65		45	20.0	
005A0170	170	5	2517	60	2½"	2	80		45	35.0	
006A0170	170	6	2517	60	2½"	3	95	25.0	45	25.0	
001A0180	180	1	1610	42	1⅝"	1	20		25	5.0	185.5
002A0180	180	2	2012	50	2	2	35		32	3.0	
003A0180	180	3	2517	60	2½"	2	50		45	5.0	
004A0180	180	4	2517	60	2½"	2	65		45	20.0	
005A0180	180	5	3020	75	3"	2	80		51	29.0	
006A0180	180	6	3020	75	3"	3	95	22.0	51	22.0	
001A0190	190	1	2012	50	1⅝"	1	20		32	12.0	195.5
002A0190	190	2	2012	50	2	2	35		32	3.0	
003A0190	190	3	2517	60	2½"	2	50		45	5.0	
004A0190	190	4	3020	75	3"	2	65		51	14.0	

Dimensions in millimetres unless otherwise stated.

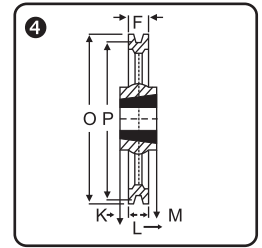
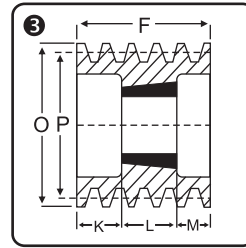
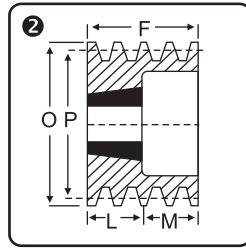
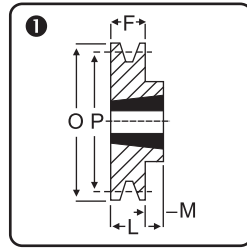


For use with 'A' / 'SPA' Section Belts

Product Code	Pitch Dia(P)	No. of Grooves	Bush No.	Max. Bore		Pully Type	F	K	L	M	Outside Dia (O)
				Met.	Imp.						
005A0190	190	5	3020	75	3"	2	80		51	29.0	
006A0190	190	6	3020	75	3"	3	95	22.0	51	22.0	
001A0200	200	1	2012	50	2"	1	20		32	12.0	205.5
002A0200	200	2	2517	60	2½"	8	35		45	10.0	
003A0200	200	3	2517	60	2½"	3	50	2.5	45	2.5	
004A0200	200	4	3020	75	3"	2	65		51	14.0	
005A0200	200	5	3020	75	3"	2	80		51	29.0	
006A0200	200	6	3020	75	3"	3	95	22.0	51	22.0	
001A0212	212	1	2012	50	2"	1	20		32	12.0	217.5
002A0212	212	2	2517	60	2½"	8	35		45	10.0	
003A0212	212	3	2517	60	2½"	2	50		45	5.0	
004A0212	212	4	3020	75	3"	2	65		51	14.0	
005A0212	212	5	3020	75	3"	2	80		51	29.0	
006A0212	212	6	3020	75	3"	3	95	22.0	51	22.0	
001A0224	224	1	2012	50	2"	1	20		32	12.0	229.5
002A0224	224	2	2517	60	2½"	8	35		45	10.0	
003A0224	224	3	2517	60	2½"	2	50		45	5.0	
004A0224	224	4	3020	75	3"	2	65		51	14.0	
005A0224	224	5	3020	75	3"	2	80		51	29.0	
006A0224	224	6	3020	75	3"	3	95	22.0	51	22.0	
001A0236	236	1	2012	50	2"	1	20		32	12.0	241.5
002A0236	236	2	2517	60	2½"	8	35		45	10.0	
003A0236	236	3	2517	60	2½"	2	50		45	5.0	
004A0236	236	4	3020	75	3"	2	65		51	14.0	
005A0236	236	5	3020	75	3"	2	80		51	29.0	
006A0236	236	6	3020	75	3"	3	95	22.0	51	22.0	
001A0250	250	1	2012	50	2"	1	20		32	12.0	255.5
002A0250	250	2	2517	60	2½"	8	35		45	10.0	
003A0250	250	3	2517	60	2½"	7	50	2.5	45	2.5	
004A0250	250	4	3020	75	3"	7	65	7.0	51	7.0	
005A0250	250	5	3020	75	3"	7	80	14.5	51	14.5	
006A0250	250	6	3020	75	3"	7	95	22.0	51	22.0	
001A0265	265	1	2012	50	2"	1	20		32	12.0	270.5
002A0265	265	2	2517	60	2½"	8	35		45	10.0	
003A0265	265	3	2517	60	2½"	7	50	2.5	45	2.5	
004A0265	265	4	3020	75	3"	7	65	7.0	51	7.0	
005A0265	265	5	3020	75	3"	7	80	14.5	51	14.5	
006A0265	265	6	3020	75	3"	7	95	22.0	51	22.0	

Dimensions in millimetres unless otherwise stated.

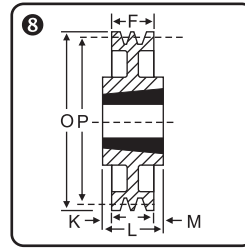
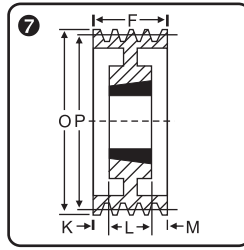
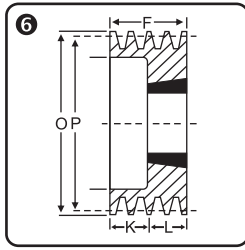
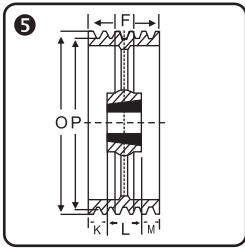
Taper Lock® Dual Duty Pulleys



For use with 'A' / 'SPA' Section Belts

Product Code	Pitch Dia(P)	No. of Grooves	Bush No.	Max. Bore		Pully Type	F	K	L	M	Outside Dia (O)
				Met.	Imp.						
001A0280	280	1	2012	50	2"	1	20		32	12.0	285.5
002A0280	280	2	2517	60	2½"	8	35		45	10.0	
003A0280	280	3	2517	60	2½"	7	50		45	5.0	
004A0280	280	4	3020	75	3"	7	65	7.0	51	7.0	
005A0280	280	5	3535	90	3½"	8	80		89	9.0	
006A0280	280	6	3535	90	3½"	7	95		89	6.0	
001A0300	300	1	2012	50	2"	1	20		32	12.0	305.5
002A0300	300	2	2517	60	2½"	8	35		45	10.0	
003A0300	300	3	2517	60	2½"	7	50		45	5.0	
004A0300	300	4	3020	75	3"	7	65	7.0	51	7.0	
005A0300	300	5	3535	90	3½"	8	80		89	9.0	
006A0300	300	6	3535	90	3½"	7	95		89	6.0	
001A0315	315	1	2012	50	2"	1	20		32	12.0	320.5
002A0315	315	2	2517	60	2½"	4	35		45	10.0	
003A0315	315	3	3020	75	3"	8	50	0.5	51	0.5	
004A0315	315	4	3020	75	3"	7	65	7.0	51	7.0	
005A0315	315	5	3535	90	3½"	8	80	4.5	89	4.5	
006A0315	315	6	3535	90	3½"	7	95		89	6.0	
001A0335	335	1	2012	50	2"	1	20		32	12.0	340.5
002A0335	335	2	2517	60	2½"	4	35		45	10.0	
003A0335	335	3	3020	75	3"	8	50		51	1.0	
004A0335	335	4	3020	75	3"	7	65	7.0	51	7.0	
005A0335	335	5	3535	90	3½"	8	80		89	9.0	
006A0335	335	6	3535	90	3½"	7	95		89	6.0	
001A0355	355	1	2012	50	2"	1	20		32	12.0	360.5
002A0355	355	2	2517	60	2½"	4	35		45	10.0	
003A0355	355	3	3020	75	3"	4	50		51	1.0	
004A0355	355	4	3020	75	3"	5	65	7.0	51	7.0	
005A0355	355	5	3535	90	3½"	4	80		89	9.0	
006A0355	355	6	3535	90	3½"	5	95		89	6.0	
001A0375	375	1	2012	50	2"	1	20		32	12.0	380.5
002A0375	375	2	2517	60	2½"	4	35		45	10.0	
003A0375	375	3	3020	75	3"	4	50		51	1.0	
004A0375	375	4	3020	75	3"	5	65	7.0	51	7.0	
005A0375	375	5	3535	90	3½"	4	80		89	9.0	
006A0375	375	6	3535	90	3½"	5	95		89	6.0	
001A0400	400	1	2012	50	2"	4	20		32	12.0	405.5
002A0400	400	2	2517	60	2½"	4	35		45	10.0	

Dimensions in millimetres unless otherwise stated.

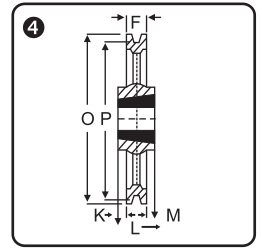
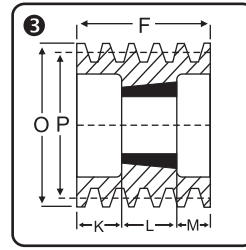
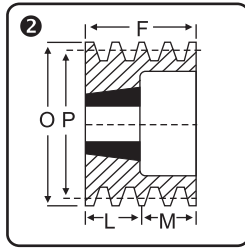
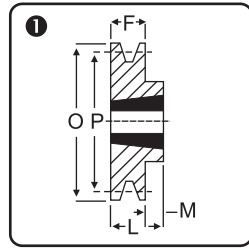


For use with 'A' / 'SPA' Section Belts

Product Code	Pitch Dia(P)	No. of Grooves	Bush No.	Max. Bore		Pully Type	F	K	L	M	Outside Dia (O)
				Met.	Imp.						
003A0400	400	3	3020	75	3"	4	50	0.5	51	0.5	
004A0400	400	4	3020	75	3"	5	65	7.0	51	7.0	
005A0400	400	5	3535	90	3½"	4	80	4.5	89	4.5	
006A0400	400	6	3535	90	3½"	5	95		89	6.0	
001A0425	425	1	2012	50	2"	4	20		32	12.0	430.5
002A0425	425	2	2517	60	2½"	4	35		45	10.0	
003A0425	425	3	3020	75	3"	4	50		51	1.0	
004A0425	425	4	3020	75	3"	5	65	7.0	51	7.0	
005A0425	425	5	3535	90	3½"	4	80		89	9.0	
006A0425	425	6	3535	90	3½"	5	95		89	6.0	
001A0450	450	1	2012	50	2"	4	20		32	12.0	455.5
002A0450	450	2	2517	60	2½"	4	35		45	10.0	
003A0450	450	3	3020	75	3"	4	50		51	1.0	
004A0450	450	4	3020	75	3"	5	65	7.0	51	7.0	
005A0450	450	5	3535	90	3½"	4	80		89	9.0	
006A0450	450	6	3535	90	3½"	5	95		89	6.0	
001A0475	475	1	2012	50	2"	4	20		32	12.0	480.5
002A0475	475	2	2517	60	2½"	4	35		45	10.0	
003A0475	475	3	3020	75	3"	4	50		51	1.0	
004A0475	475	4	3020	75	3"	5	65	7.0	51	7.0	
005A0475	475	5	3535	90	3½"	4	80		89	9.0	
006A0475	475	6	3535	90	3½"	5	95		89	6.0	
001A0500	500	1	2517	60	2½"	4	20		45	25.0	505.5
002A0500	500	2	2517	60	2½"	4	35		45	10.0	
003A0500	500	3	3020	75	3"	4	50	0.5	51	0.5	
004A0500	500	4	3020	75	3"	5	65	7.0	51	7.0	
005A0500	500	5	3535	90	3½"	4	80	4.5	89	4.5	
006A0500	500	6	3535	90	3½"	5	95		89	6.0	
001A0530	530	1	2517	60	2½"	4	20		45	25.0	535.5
002A0530	530	2	2517	60	2½"	4	35		45	10.0	
003A0530	530	3	3020	75	3"	4	50		51	1.0	
004A0530	530	4	3020	75	3"	5	65	7.0	51	7.0	
005A0530	530	5	3535	90	3½"	4	80	4.5	89	4.5	
006A0530	530	6	3535	90	3½"	5	95		89	6.0	
001A0560	560	1	3020	75	3"	4	20		51	31.0	565.5
002A0560	560	2	3020	75	3"	4	35		51	16.0	
003A0560	560	3	3020	75	3"	4	50		51	1.0	
004A0560	560	4	3535	90	3½"	4	65	7.0	89	7.0	

Dimensions in millimetres unless otherwise stated.

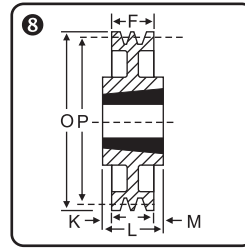
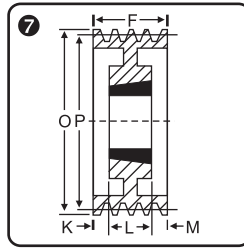
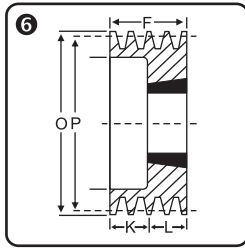
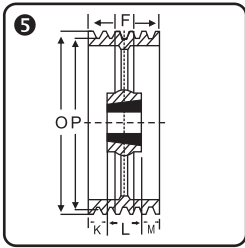
F Taper Lock®
Dual Duty Pulleys



For use with 'A' / 'SPA' Section Belts

Product Code	Pitch Dia(P)	No. of Grooves	Bush No.	Max. Bore		Pully Type	F	K	L	M	Outside Dia (O)
				Met.	Imp.						
005A0560	560	5	3535	90	3½"	4	80		89	9.0	
006A0560	560	6	3535	90	3½"	5	95		89	6.0	
001A0630	630	1	3020	75	3"	4	20		51	31.0	635.5
002A0630	630	2	3020	75	3"	4	35		51	16.0	
003A0630	630	3	3020	75	3"	4	50	0.5	51	0.5	
004A0630	630	4	3535	90	3½"	4	65	12.0	89	12.0	
005A0630	630	5	3535	90	3½"	4	80	4.5	89	4.5	
006A0630	630	6	4040	100	4"	4	95		102	7.0	
003A0710	710	3	3020	75	3"	4	50		51	1.0	715.5
004A0710	710	4	3535	90	3½"	4	65	12.0	89	12.0	
005A0710	710	5	3535	90	3½"	4	80		89	9.0	
006A0710	710	6	4040	100	4"	4	95		102	7.0	
003A0800	800	3	3535	90	3½"	4	50	19.5	89	19.5	805.5
004A0800	800	4	3535	90	3½"	4	65	12.0	89	12.0	
005A0800	800	5	4040	100	4"	4	80	11.0	102	11.0	
006A0800	800	6	4040	100	4"	4	95	3.5	102	3.5	

Dimensions in millimetres unless otherwise stated.

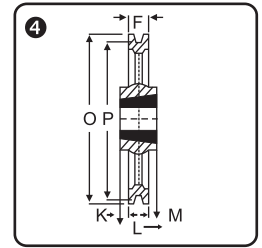
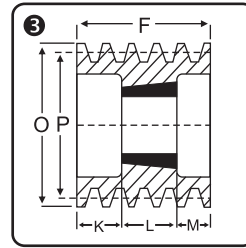
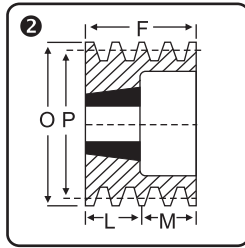
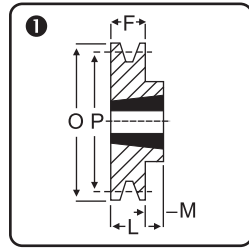


For use with 'B' / 'SPB' Section Belts

Product Code	Pitch Dia(P)	No. of Grooves	Bush No.	Max. Bore		Pully Type	F	K	L	M	Outside Dia (O)
				Met.	Imp.						
For use with 'B' Section Belts											
001B0100	100	1	1610	42	1 5/8	1	25		25		107
002B0100		2	1610	42	1 5/8	6	44	19.0	25		
003B0100		3	1610	42	1 5/8	6	63	38.0	25		
001B0106	106	1	1610	42	1 5/8	1	25		25		113
002B0106		2	1610	42	1 5/8	6	44	19.0	25		
003B0106		3	1610	42	1 5/8	6	63	38.0	25		
001B0112	112	1	1610	42	1 5/8	1	25		25		119
002B0112		2	1610	42	1 5/8	2	44	19.0	25		
003B0112		3	1610	42	1 5/8	2	63	38.0	25		
001B0118	118	1	1610	42	1 5/8	1	25		25		125
002B0118		2	1610	42	1 5/8	2	44		25	19.0	
003B0118		3	1610	42	1 5/8	2	63		25	38.0	
001B0125	125	1	1610	42	1 5/8	1	25		25		132
002B0125		2	1610	42	1 5/8	6	44	19.0	25		
003B0125		3	1610	42	1 5/8	6	63	38.0	25		
004B0125		4	2012	50	2"	3	82	25.0	32	25.0	
005B0125		5	2012	50	2"	3	101	34.5	32	34.5	
006B0125		6	2012	50	2"	3	120	44.0	32	44.0	
001B0132	132	1	1610	42	1 5/8	1	25		25		139
002B0132		2	1610	42	1 5/8	6	44	19.0	25		
003B0132		3	1610	42	1 5/8	6	63	38.0	25		
004B0132		4	2012	50	2"	3	82	25.0	32	25.0	
005B0132		5	2012	50	2"	2	101		32	69.0	
006B0132		6	2012	50	2"	3	120	44.0	32	44.0	
001B0140	140	1	1610	42	1 5/8	1	25	25.0			147
002B0140		2	1610	42	1 5/8	6	44	19.0	25		
003B0140		3	1610	42	1 5/8	6	63	38.0	25		
004B0140		4	2012	50	2"	3	82	25.0	32	25.0	
005B0140		5	2012	50	2"	2	101		32	69.0	
006B0140		6	2517	60	2 1/2"	3	120	37.5	45	37.5	
001B0150	150	1	1610	42	1 5/8	1	25		25		157
002B0150		2	1610	42	1 5/8	6	44	19.0	25		

Dimensions in millimetres unless otherwise stated.

Taper Lock® Dual Duty Pulleys



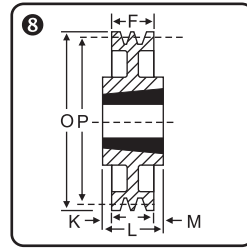
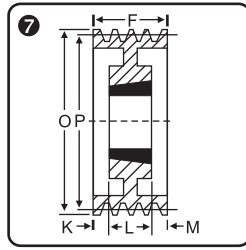
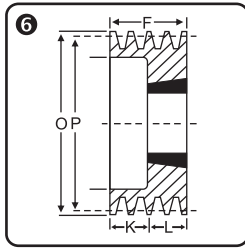
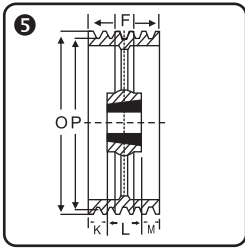
For use with 'B' / 'SPB' Section Belts

Product Code	Pitch Dia(P)	No. of Grooves	Bush No.	Max. Bore		Pully Type	F	K	L	M	Outside Dia (O)
				Met.	Imp.						
003B0150		3	2012	50	2"	6	63	31.0	32		
004B0150		4	2012	50	2"	3	82	25.0	32	25.0	
005B0150		5	2517	60	2½"	2	101		45	56.0	
006B0150		6	2517	60	2½"	2	120		45	75.0	
008B0150		8	2517	60	2½"	3	158	56.5	45	56.5	

For use with 'B' / 'SPB' Section Belts

001B0160	160	1	1610	42	1⅝"	1	25		25		167
002B0160		2	2012	50	2"	6	44	12.0	32		
003B0160		3	2517	60	2½"	6	63	18.0	45		
004B0160		4	2517	60	2½"	3	82	18.5	45	18.5	
005B0160		5	2517	60	2½"	3	101	28.0	45	28.0	
006B0160		6	2517	60	2½"	2	120		45	75.0	
008B0160		8	3020	75	3"	3	158	53.5	51	53.5	
001B0170	170	1	1610	42	1⅝"	1	25		25		177
002B0170		2	2012	50	2"	6	44	12.0	32		
003B0170		3	2517	60	2½"	6	63	18.0	45		
004B0170		4	2517	60	2½"	3	82	18.5	45	18.5	
005B0170		5	3020	75	3"	3	101	25.0	51	25.0	
006B0170		6	3020	75	3"	2	120		51	69.0	
008B0170		8	3030	75	3"	3	158	41.0	76	41.0	
001B0180	180	1	1610	42	1⅝"	1	25		25		187
002B0180		2	2012	50	2"	6	44	12.0	32		
003B0180		3	2517	60	2½"	6	63	18.0	45		
004B0180		4	2517	60	2½"	3	82	18.5	45	18.5	
005B0180		5	3020	75	3"	3	101	25.0	51	25.0	
006B0180		6	3020	75	3"	2	120		51	75.0	
008B0180		8	3030	75	3"	3	158	41.0	76	41.0	
001B0190	190	1	2012	50	2"	1	25		32	7.0	197
002B0190		2	2517	60	2½"	1	44		45	1.0	
003B0190		3	2517	60	2½"	6	63	18.0	45		
004B0190		4	2517	60	2½"	3	82	18.5	45	18.5	
005B0190		5	3020	75	3"	3	101	25.0	51	25.0	
006B0190		6	3020	75	3"	2	120		51	69.0	
008B0190		8	3030	75	3"	3	158	41.0	76	41.0	
001B0200	200	1	2012	50	2"	1	25		32	7.0	207
002B0200		2	2517	60	2½"	1	44		45	1.0	

Dimensions in millimetres unless otherwise stated.

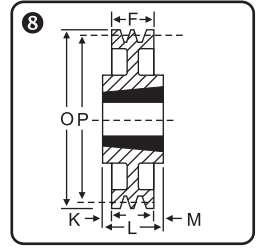
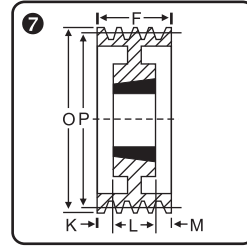
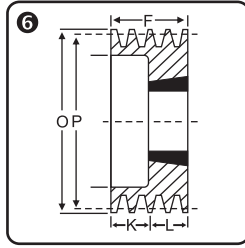
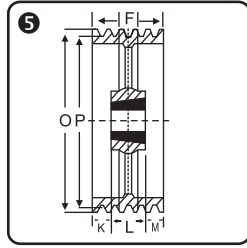


For use with 'B' / 'SPB' Section Belts

Product Code	Pitch Dia(P)	No. of Grooves	Bush No.	Max. Bore		Pully Type	F	K	L	M	Outside Dia (O)
				Met.	Imp.						
003B0200		3	2517	60	2½"	2	63		45	18.0	
004B0200		4	3020	75	3"	2	82		51	31.0	
005B0200		5	3020	75	3"	2	101		51	50.0	
006B0200		6	3020	75	3"	2	120		51	69.0	
008B0200		8	3535	90	3½"	3	158	34.5	89	34.5	
001B0212	212	1	2012	50	2"	1	25		32	7.0	219
002B0212		2	2517	60	2½"	1	44		45	1.0	
003B0212		3	2517	60	2½"	2	63		45	18.0	
004B0212		4	3020	75	3"	2	82		51	31.0	
005B0212		5	3020	75	3"	2	101		51	50.0	
006B0212		6	3020	75	3"	2	120		51	69.0	
008B0212		8	3535	90	3½"	3	158	34.5	89	34.5	
001B0224	224	1	2012	50	2"	1	25		32	7.0	231
002B0224		2	2517	60	2½"	1	44		45	1.0	
003B0224		3	2517	60	2½"	2	63		45	18.0	
004B0224		4	3020	75	3"	2	82		51	31.0	
005B0224		5	3020	75	3"	2	101		51	50.0	
006B0224		6	3020	75	3"	2	120		51	69.0	
008B0224		8	3535	90	3½"	3	158	34.5	89	34.5	
010B0224		10	3535	90	3½"	3	196	53.5	89	53.5	
001B0236	236	1	2012	50	2"	1	25		32	7.0	243
002B0236		2	2517	60	2½"	1	44		45	1.0	
003B0236		3	2517	60	2½"	2	63		45	18.0	
004B0236		4	3020	75	3"	2	82		51	31.0	
005B0236		5	3020	75	3"	2	101		51	50	
006B0236		6	3020	75	3"	2	120		51	69	
008B0236		8	3535	90	3½"	3	158	34.5	89	34.5	
010B0236		10	3535	90	3½"	3	196	53.5	89	53.5	
001B0250	250	1	2012	50	2"	1	25		32	7	257
002B0250		2	2517	60	2½"	8	44		45	1	
003B0250		3	3020	75	3"	2	63		51	12	
004B0250		4	3020	75	3"	2	82		51	31	
005B0250		5	3020	75	3"	2	101		51	50	
006B0250		6	3020	75	3"	2	120		51	69	
008B0250		8	3535	90	3½"	3	158	34.5	89	34.5	
008B0250		10	3535	90	3½"	3	196	53.5	89	53.5	
001B0265	265	1	2012	50	2"	1	25		32	7	272
002B0265		2	2517	60	2½"	8	44		45	1	
003B0265		3	3020	75	3"	7	63	6	51	6	

Dimensions in millimetres unless otherwise stated.

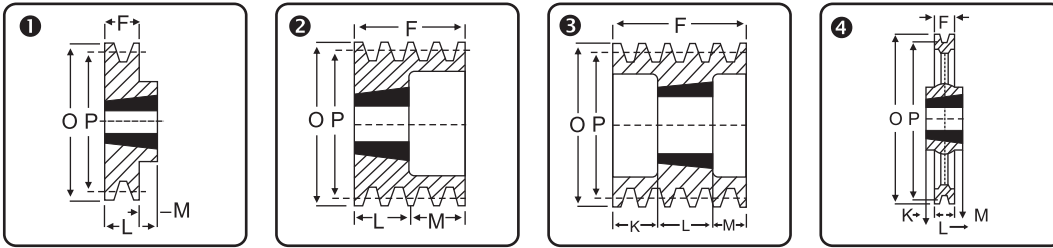
F Taper Lock®
Dual Duty Pulleys



For use with 'B' / 'SPB' Section Belts

Product Code	Pitch Dia(P)	No. of Grooves	Bush No.	Max. Bore		Pully Type	F	K	L	M	Outside Dia (O)		
				Met.	Imp.								
004B0265	280	4	3020	75	3"	7	82	15.5	51	15.5	287		
005B0265		5	3535	90	3½"	7	101	6	89	6			
006B0265		6	3535	90	3½"	7	120	15.5	89	15.5			
008B0265		8	3535	90	3½"	3	158	34.5	89	34.5			
010B0265		10	3535	90	3½"	3	196	53.5	89	53.5			
001B0280		1	2012	50	2"	1	25		32	7			
002B0280		2	2517	60	2½"	8	44		45	1			
003B0280		3	3020	75	3"	7	63	6	51	6			
004B0280		4	3020	75	3"	7	82	15.5	51	15.5			
005B0280		5	3535	90	3½"	7	101	6	89	6			
006B0280	6	3535	90	3½"	7	120	15.5	89	15.5				
008B0280	8	3535	90	3½"	7	158	34.5	89	34.5				
010B0280	10	3535	90	3½"	7	196	53.5	89	53.5				
001B0300	300	1	2012	50	2"	1	25		32	7.0	307		
002B0300		2	2517	60	2½"	8	44		45	1.0			
003B0300		3	3020	75	3"	7	63	6.0	51	6.0			
004B0300		4	3535	90	3½"	8	82		89	7.0			
005B0300		5	3535	90	3½"	7	101	6.0	89	6.0			
006B0300		6	3535	90	3½"	7	120	15.5	89	15.5			
008B0300		8	3535	90	3½"	7	158	34.5	89	35.0			
010B0300		10	3535	90	3½"	7	196	53.5	89	53.5			
001B0315		315	1	2012	50	2"	1	25		32		7.0	322
003B0315			2	2517	60	2½"	8	44		45		1.0	
003B0315	3		3020	75	3"	7	63	6.0	51	6.0			
004B0315	4		3535	90	3½"	8	82	3.5	89	3.5			
005B0315	5		3535	90	3½"	7	101	6.0	89	6.0			
006B0315	6		3535	90	3½"	7	120	15.5	89	15.5			
008B0315	8		3535	90	3½"	7	158	34.5	89	34.5			
010B0315	10		3535	90	3½"	7	196	53.5	89	53.5			
002B0335	335		2	2517	60	2½"	8	44		45	1.0	342	
003B0335			3	3020	75	3"	7	63	6.0	51	6.0		
004B0335		4	3535	90	3½"	8	82	3.5	89	3.5			
005B0335		5	3535	90	3½"	7	101	6.0	89	6.0			
006B0335		6	3535	90	3½"	7	120	15.5	89	15.5			
008B0335		8	3535	90	3½"	7	158	34.5	89	34.5			
010B0335		10	4040	100	4"	7	196	47.0	102	47.0			
002B0355		355	2	3020	75	3"	4	44	3.5	51	3.5		362
003B0355	3		3020	75	3"	5	63	6.0	51	6.0			
004B0355	4		3535	90	3½"	8	82	3.5	89	3.5			

Dimensions in millimetres unless otherwise stated.

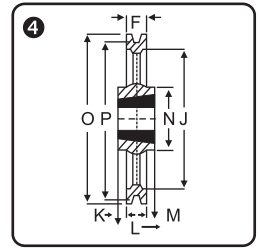
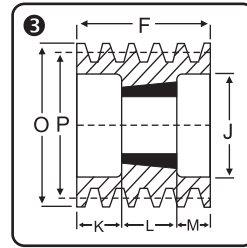
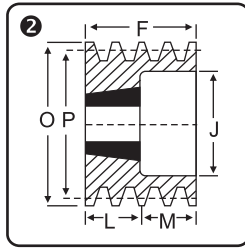
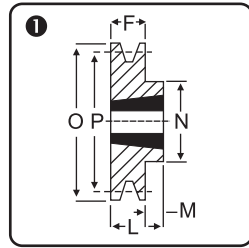


For use with 'B' / 'SPB' Section Belts

Product Code	Pitch Dia(P)	No. of Grooves	Bush No.	Max. Bore		Pully Type	F	K	L	M	Outside Dia (O)		
				Met.	Imp.								
005B0355	375	5	3535	90	3½	7	101	6.0	89	6.0	382		
006B0355		6	3535	90	3½	7	120	15.5	89	15.5			
008B0355		8	3535	90	3½	7	158	34.5	89	34.5			
010B0355		10	4040	100	4"	7	196	47.0	102	47.0			
002B0375		2	3020	75	3"	4	44	3.5	51	3.5			
003B0375		3	3535	90	3½	4	63	13.0	89	13.0			
004B0375		4	3535	90	3½	4	82	3.5	89	3.5			
005B0375		5	3535	90	3½	5	101	6.0	89	6.0			
006B0375		6	3535	90	3½	5	120	15.5	89	15.5			
008B0375		8	4040	100	4"	5	158	28.0	102	28.0			
010B0375	10	4040	100	4"	5	196	47.0	102	47.0				
002B0400	400	2	3020	75	3"	4	44	3.5	51	3.5	407		
003B0400		3	3535	90	3½	4	63	13	89	13			
004B0400		4	3535	90	3½	4	82	3.5	89	3.5			
005B0400		5	3535	90	3½	5	101	6.0	89	6.0			
006B0400		6	3535	90	3½	5	120	15.5	89	15.5			
008B0400		8	4040	100	4"	5	158	28.0	102	28.0			
010B0400		10	4040	100	4"	5	196	47.0	102	47.0			
002B0425		425	2	3020	75	3"	4	44	3.5	51		3.5	432
003B0425			3	3535	90	3½	4	63	13.0	89		13.0	
004B0425			4	3535	90	3½	4	82	3.5	89		3.5	
005B0425	5		3535	90	3½	5	101	6.0	89	6.0			
006B0425	6		3535	90	3½	5	120	15.5	89	15.5			
008B0425	8		4040	100	4"	5	158	28.0	102	28.0			
010B0425	10		4040	100	4"	5	196	47.0	102	47.0			
002B0450	450		2	3020	75	3"	4	44	3.5	51	3.5	457	
003B0450			3	3535	90	3½	4	63	13.0	89	13.0		
004B0450			4	3535	90	3½	4	82	3.5	89	3.5		
005B0450		5	3535	90	3½	5	101	6.0	89	6.0			
006B0450		6	4040	100	4"	5	120	9.0	102	9.0			
008B0450		8	4545	110	4½"	5	158	22.0	114	22.0			
010B0450		10	4545	110	4½"	5	196	41.0	114	41.0			
002B0475		475	2	3020	75	3"	4	44	3.5	51	3.5		482
003B0475			3	3535	90	3½	4	63	13.0	89	13.0		
004B0475			4	3535	90	3½	4	82	3.5	89	3.5		
005B0475	5		3535	90	3½	5	101	6.0	89	6.0			
006B0475	6		4040	100	4"	5	120	9.0	102	9.0			
008B0475	8		4545	110	4½"	5	158	22.0	114	22.0			
010B0475	10		4545	110	4½"	5	196	41.0	114	41.0			

Dimensions in millimetres unless otherwise stated.

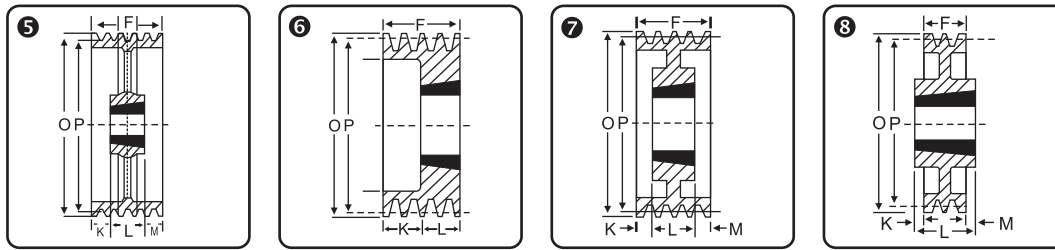
Taper Lock® Dual Duty Pulleys



For use with 'B' / 'SPB' Section Belts

Product Code	Pitch Dia(P)	No. of Grooves	Bush No.	Max. Bore		Pully Type	F	K	L	M	Outside Dia (O)
				Met.	Imp.						
002B0500	500	2	3020	75	3"	4	44	3.5	51	3.5	507
003B0500		3	3535	90	3½"	4	63	13.0	89	13.0	
004B0500		4	3535	90	3½"	4	82	3.5	89	3.5	
005B0500		5	3535	90	3½"	5	101	6.0	89	6.0	
006B0500		6	4040	100	4"	5	120	9.0	102	9.0	
008B0500		8	4545	110	4½"	5	158	22.0	114	22.0	
010B0500		10	4545	110	4½"	5	196	41.0	114	41.0	
002B0530	530	2	3020	75	3"	4	44	3.5	51	3.5	537
003B0530		3	3535	90	3½"	4	63	13.0	89	13.0	
004B0530		4	3535	90	3½"	4	82	3.5	89	3.5	
005B0530		5	4040	100	4"	4	101	0.5	102	0.5	
006B0530		6	4040	100	4"	5	120	9.0	102	9.0	
008B0530		8	4545	110	4½"	5	158	22.0	114	22.0	
010B0530		10	4545	110	4½"	5	196	41.0	114	41.0	
002B0560	560	2	3020	75	3"	4	44	3.5	51	3.5	567
003B0560		3	3535	90	3½"	4	63	13.0	89	13.0	
004B0560		4	3535	90	3½"	4	82	3.5	89	3.5	
005B0560		5	4040	100	4"	4	101	0.5	102	0.5	
006B0560		6	4040	100	4"	5	120	9.0	102	9.0	
008B0560		8	4545	110	4½"	5	158	22.0	114	22.0	
010B0560		10	4545	110	4½"	5	196	41.0	114	41.0	
002B0600	600	2	3020	75	3"	4	44	3.5	51	3.5	607
003B0600		3	3535	90	3½"	4	63	13.0	89	13.0	
004B0600		4	3535	90	3½"	4	82	3.5	89	3.5	
005B0600		5	4040	100	4"	4	101	0.5	102	0.5	
006B0600		6	4040	100	4"	5	120	9.0	102	9.0	
008B0600		8	4545	110	4½"	5	158	22.0	114	22.0	
010B0600		10	4545	110	4½"	5	196	41.0	114	41.0	
002B0630	630	2	3030	75	3"	4	44	16.0	76	16.0	637
003B0630		3	3535	90	3½"	4	63	13.0	89	13.0	
004B0630		4	3535	90	3½"	4	82	3.5	89	3.5	
005B0630		5	4040	100	4"	4	101	0.5	102	0.5	
006B0630		6	4040	100	4"	5	120	9.0	102	9.0	
008B0630		8	4545	110	4½"	5	158	22.0	114	22.0	
010B0630		10	4545	110	4½"	5	196	41.0	114	41.0	
002B0710	710	2	3030	75	3"	4	44	16.0	76	16.0	717
003B0710		3	3535	90	3½"	4	63	13.0	89	13.0	
004B0710		4	3535	90	3½"	4	82	3.5	89	3.5	
005B0710		5	4040	100	4"	4	101	0.5	102	0.5	

Dimensions in millimetres unless otherwise stated.

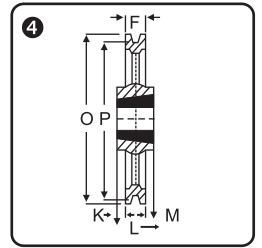
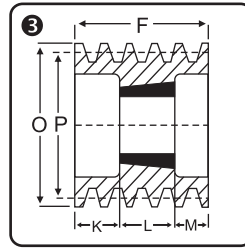
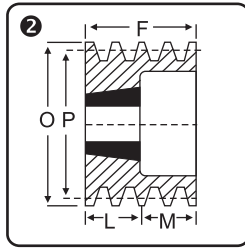
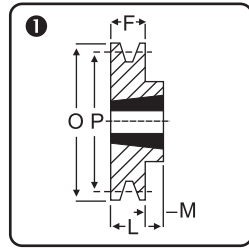


For use with 'B' / 'SPB' Section Belts

Product Code	Pitch Dia(P)	No. of Grooves	Bush No.	Max. Bore		Pully Type	F	K	L	M	Outside Dia (O)
				Met.	Imp.						
006B0710		6	4545	110	4½"	5	120	3.0	114	3.0	
008B0710		8	4545	110	4½"	5	158	22.0	114	22.0	
010B0710		10	4545	110	4½"	5	196	41.0	114	41.0	
002B0762	762	2	3030	75	3"	4	44	16.0	76	16.0	769
003B0762		3	3535	90	3½"	4	63	13.0	89	13.0	
004B0762		4	4040	100	4"	4	82	10.0	102	10.0	
005B0762		5	4040	100	4"	4	101	0.5	102	0.5	
006B0762		6	4545	110	4½"	5	120	3.0	114	3.0	
008B0762		8	4545	110	4½"	5	158	22.0	114	22.0	
010B0762	10	4545	110	4½"	5	196	41.0	114	41.0		
002B0800	800	2	3030	75	3"	4	44	16.0	76	16.0	807
003B0800		3	3535	90	3½"	4	63	13.0	89	13.0	
004B0800		4	4040	100	4"	4	82	10.0	102	10.0	
005B0800		5	4040	100	4"	4	101	0.5	102	0.5	
006B0800		6	4545	110	4½"	5	120	3.0	114	3.0	
008B0800		8	4545	110	4½"	5	158	22.0	114	22.0	
010B0800	10	4545	110	4½"	5	196	41.0	114	41.0		
003B0900	900	3	3535	90	3½"	4	63	13.0	89	13.0	907
004B0900		4	4040	100	4"	4	82	10.0	102	10.0	
005B0900		5	4545	110	4½"	4	101	6.5	114	6.5	
006B0900		6	4545	110	4½"	5	120	3.0	114	3.0	
008B0900		8	4545	110	4½"	5	158	22.0	114	22.0	
010B0900		10	5050	125	5"	5	196	34.5	127	34.5	
003B1000	1000	3	4040	100	4"	4	63	19.5	102	19.5	1007
004B1000		4	4040	100	4"	4	82	10.0	102	10.0	
005B1000		5	4545	110	4½"	4	101	6.5	114	6.5	
006B1000		6	4545	110	4½"	5	120	3.0	114	3.0	
008B1000		8	5050	125	5"	5	158	15.5	127	15.5	
010B1000		10	5050	125	5"	5	196	34.5	127	34.5	
003B1250	1250	3	4040	100	4"	4	63	19.5	102	19.5	1257
004B1250		4	4040	100	4"	4	82	10.0	102	10.0	
005B1250		5	4545	110	4½"	4	101	6.5	114	6.5	
006B1250		6	5050	125	5"	4	120	3.5	127	3.5	
008B1250		8	5050	125	5"	5	158	15.5	127	15.5	
010B1250		10	5050	125	5"	5	196	34.5	127	34.5	

Dimensions in millimetres unless otherwise stated.

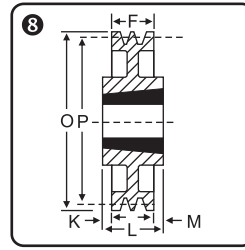
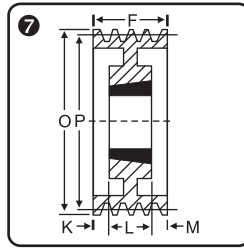
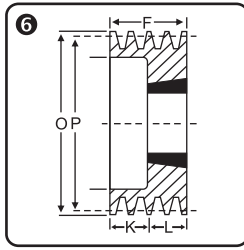
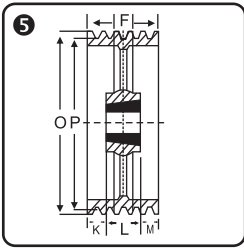
Taper Lock®
Dual Duty Pulleys



For use with 'C' / 'SPC' Section Belts

Product Code	Pitch Dia(P)	No. of Grooves	Bush No.	Max. Bore		Pully Type	F	K	L	M	Outside Dia (O)		
				Met.	Imp.								
For use with 'C' Section Belts													
003C0200	200	3	2517	60	2½"	3	85	20.0	45	20.0	209.6		
004C0200		4	3020	75	3"	3	111	30.0	51	30.0			
005C0200		5	3535	90	3½"	3	136	16.0	89	31.0			
006C0200		6	3535	90	3½"	3	162	16.0	89	57.0			
007C0200		7	3535	90	3½"	3	187	36.0	89	62.0			
008C0200		8	3535	90	3½"	3	213	46.0	89	78.0			
003C0212		212	3	3020	75	3"	3	85	17.0	51		17.0	221.6
004C0212			4	3020	75	3"	3	111	30.0	51		30.0	
005C0212	5		3535	90	3½"	3	136	16.0	89	31.0			
006C0212	6		3535	90	3½"	3	162	36.5	89	36.5			
007C0212	7		3535	90	3½"	3	187	36.0	89	62.0			
008C0212	8		3535	90	3½"	3	213	46.0	89	78.0			
For use with 'C' / 'SPC' Section Belts													
003C0224	224	3	3020	75	3"	3	85	17.0	51	17.0	233.6		
004C0224		4	3535	90	3½"	3	111	11.0	89	11.0			
005C0224		5	3535	90	3½"	3	136	23.5	89	23.5			
006C0224		6	3535	90	3½"	3	162	36.5	89	36.5			
008C0224		7	3535	90	3½"	3	187	36.0	89	62.0			
008C0224		8	3535	90	3½"	3	213	46.0	89	78.0			
003C0236	236	3	3020	75	3"	3	85	17.0	51	17.0	245.6		
004C0236		4	3535	90	3½"	3	111	11.0	89	11.0			
005C0236		5	3535	90	3½"	3	136	23.5	89	23.5			
006C0236		6	3535	90	3½"	3	162	36.5	89	36.5			
007C0236		7	3535	90	3½"	3	187	36.0	89	62.0			
008C0236		8	3535	90	3½"	3	213	46.0	89	78.0			
003C0250	250	3	3020	75	3"	3	85	17.0	51	17.0	259.6		
004C0250		4	3535	90	3½"	3	111	11.0	89	11.0			
005C0250		5	3535	90	3½"	3	136	23.5	89	23.5			
006C0250		6	3535	90	3½"	3	162	36.5	89	36.5			
007C0250		7	3535	90	3½"	3	187	36.0	89	62.0			
008C0250		8	3535	90	3½"	3	213	62.0	89	62.0			
010C0250		10	4040	100	4"	3	264	81.0	102	81.0			
003C0265	265	3	3535	90	3½"	1	85		89	4.0	274.6		
004C0265		4	3535	90	3½"	3	111	11.0	89	11.0			
005C0265		5	3535	90	3½"	3	136	23.5	89	23.5			
006C0265		6	3535	90	3½"	3	162	36.5	89	36.5			

Dimensions in millimetres unless otherwise stated.

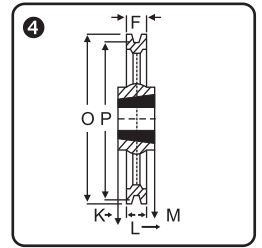
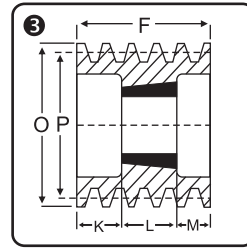
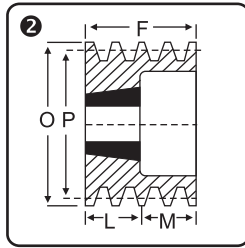
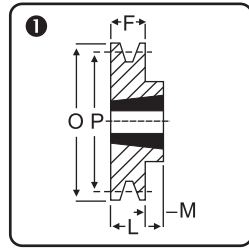


For use with 'C' / 'SPC' Section Belts

Product Code	Pitch Dia(P)	No. of Grooves	Bush No.	Max. Bore		Pully Type	F	K	L	M	Outside Dia (O)	
				Met.	Imp.							
007C0265	280	7	3535	90	3½"	3	187	36.0	89	62.0	289.6	
008C0265		8	3535	90	3½"	3	213	62.0	89	62.0		
010C0265		10	4040	100	4"	3	264	81.0	102	81.0		
003C0280	300	3	3535	90	3½"	1	85		89	4.0		309.6
004C0280		4	3535	90	3½"	3	111	11.0	89	11.0		
005C0280		5	3535	90	3½"	3	136	23.5	89	23.5		
006C0280		6	3535	90	3½"	3	162	36.5	89	36.5		
007C0280		7	3535	90	3½"	3	187	36.0	89	62.0		
008C0280		8	3535	90	3½"	3	213	62.0	89	62.0		
010C0280		10	4040	100	4"	3	264	81.0	102	81.0		
003C0300	315	3	3535	90	3½"	8	85	2.0	89	2.0	324.6	
004C0300		4	3535	90	3½"	7	111	11.0	89	11.0		
005C0300		5	3535	90	3½"	7	136	23.5	89	23.5		
006C0300		6	3535	90	3½"	7	162	36.5	89	36.5		
007C0300		7	3535	90	3½"	7	187	49.0	89	49.0		
008C0300		8	4040	100	4"	3	213	55.5	102	55.5		
010C0300		10	4545	110	4½"	3	264	75.0	114	75.0		
003C0315	335	3	3535	90	3½"	8	85	2.0	89	2.0		344.6
004C0315		4	3535	90	3½"	7	111	11.0	89	11.0		
005C0315		5	3535	90	3½"	7	136	23.5	89	23.5		
006C0315		6	3535	90	3½"	7	162	36.5	89	36.5		
007C0315		7	3535	90	3½"	7	187	49.0	89	49.0		
008C0315		8	4040	100	4"	3	213	55.5	102	55.5		
010C0315		10	4545	110	4½"	3	264	75.0	114	75.0		
003C0335	355	3	3535	90	3½"	8	85	2.0	89	2.0	364.6	
004C0335		4	3535	90	3½"	7	111	11.0	89	11.0		
005C0335		5	3535	90	3½"	7	136	23.5	89	23.5		
006C0335		6	3535	90	3½"	7	162	36.5	89	36.5		
007C0335		7	3535	90	3½"	7	187	49.0	89	49.0		
008C0335		8	4040	100	4"	3	213	55.5	102	55.5		
010C0335		10	4545	110	4½"	3	264	75.0	114	75.0		
003C0355	364.6	3	3535	90	3½"	8	85	2.0	89	2.0		364.6
004C0355		4	3535	90	3½"	7	111	11.0	89	11.0		
005C0355		5	3535	90	3½"	7	136	23.5	89	23.5		
006C0355		6	3535	90	3½"	7	162	36.5	89	36.5		
007C0355		7	4040	100	4"	7	187	42.5	102	42.5		
008C0355		8	4040	100	4"	7	213	55.5	102	55.5		
010C0355		10	4545	110	4½"	3	264	75.0	114	75.0		

Dimensions in millimetres unless otherwise stated.

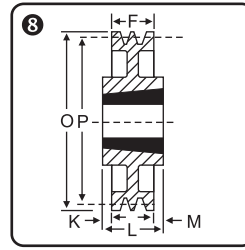
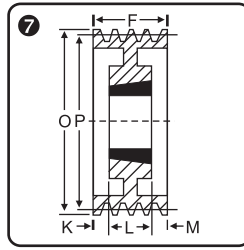
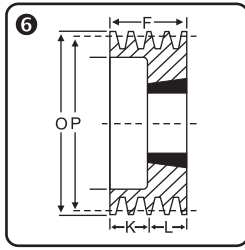
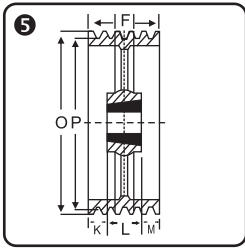
F Taper Lock® Dual Duty Pulleys



For use with 'C' / 'SPC' Section Belts

Product Code	Pitch Dia(P)	No. of Grooves	Bush No.	Max. Bore		Pully Type	F	K	L	M	Outside Dia (O)
				Met.	Imp.						
003C0375	375	3	3535	90	3½"	8	85	2.0	89	2.0	384.6
004C0375		4	3535	90	3½"	7	111	11.0	89	11.0	
005C0375		5	3535	90	3½"	7	136	23.5	89	23.5	
006C0375		6	4040	100	4"	7	162	30.0	102	30.0	
007C0375		7	4040	100	4"	7	187	42.5	102	42.5	
008C0375		8	4545	110	4½"	7	213	49.5	114	49.5	
010C0375	10	4545	110	4½"	3	264	75.0	114	75.0		
003C0400	400	3	3535	90	3½"	8	85	2.0	89	2.0	409.6
004C0400		4	3535	90	3½"	5	111	11.0	89	11.0	
005C0400		5	3535	90	3½"	5	136	23.5	89	23.5	
006C0400		6	4040	100	4"	7	162	30.0	102	30.0	
007C0400		7	4545	110	4½"	7	187	36.5	114	36.5	
008C0400		8	4545	110	4½"	7	213	49.5	114	49.5	
010C0400		10	5050	125	5"	7	264	68.5	127	68.5	
003C0425	425	3	3535	90	3½"	4	85	2.0	89	2.0	434.6
004C0425		4	3535	90	3½"	5	111	11.0	89	11.0	
005C0425		5	4040	100	4"	7	136	17.0	102	17.0	
006C0425		6	4545	110	4½"	7	162	24.0	114	24.0	
007C0425		7	4545	110	4½"	7	187	36.5	114	36.5	
008C0425		8	5050	125	5"	7	213	43.0	127	43.0	
010C0425		10	5050	125	5"	7	264	68.5	127	68.5	
003C0450	450	3	3535	90	3½"	4	85	2.0	89	2.0	459.6
004C0450		4	3535	90	3½"	5	111	11.0	89	11.0	
005C0450		5	4040	100	4"	5	136	17.0	102	17.0	
006C0450		6	4545	110	4½"	7	162	24.0	114	24.0	
007C0450		7	5050	125	5"	7	187	30.0	127	30.0	
008C0450		8	5050	125	5"	7	213	43.0	127	43.0	
010C0450		10	5050	125	5"	7	264	68.5	127	68.5	
003C0475	475	3	3535	90	3½"	4	85	2.0	89	2.0	484.6
004C0475		4	3535	90	3½"	5	111	11.0	89	11.0	
005C0475		5	4040	100	4"	5	136	17.0	102	17.0	
006C0475		6	4545	110	4½"	7	162	24.0	114	24.0	
007C0475		7	5050	125	5"	7	187	30.0	127	30.0	
008C0475		8	5050	125	5"	7	213	43.0	127	43.0	
010C0475		10	5050	125	5"	7	264	68.5	127	68.5	
003C0500	500	3	3535	90	3½"	4	85	2.0	89	2.0	509.6
004C0500		4	3535	90	3½"	5	111	11.0	89	11.0	
005C0500		5	4040	100	4"	5	136	17.0	102	17.0	

Dimensions in millimetres unless otherwise stated.

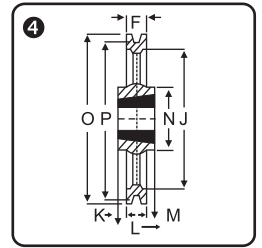
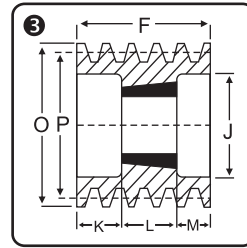
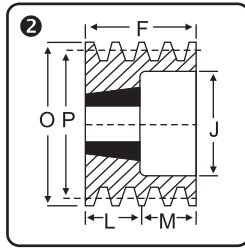
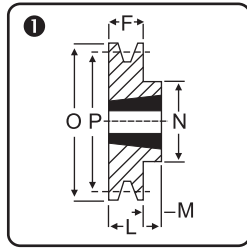


For use with 'C' / 'SPC' Section Belts

Product Code	Pitch Dia(P)	No. of Grooves	Bush No.	Max. Bore		Pully Type	F	K	L	M	Outside Dia (O)
				Met.	Imp.						
006C0500	530	6	4545	110	4½"	5	162	24.0	114	24.0	539.6
007C0500		7	5050	125	5"	7	187	30.0	127	30.0	
008C0500		8	5050	125	5"	7	213	43.0	127	43.0	
010C0500		10	5050	125	5"	7	264	68.5	127	68.5	
003C0530	530	3	3535	90	3½"	4	85	2.0	89	2.0	539.6
004C0530		4	4040	100	4"	5	111	4.5	102	4.5	
005C0530		5	4545	110	4½"	5	136	11.0	114	11.0	
006C0530		6	5050	125	5"	5	162	17.5	127	17.5	
006C0530		7	5050	125	5"	7	187	30.0	127	30.0	
008C0530		8	5050	125	5"	7	213	43.0	127	43.0	
010C0530		10	5050	125	5"	7	264	68.5	127	68.5	
003C0560		560	3	3535	90	3½"	4	85	2.0	89	
004C0560	4		4040	100	4"	5	111	4.5	102	4.5	
005C0560	5		4545	110	4½"	5	136	11.0	114	11.0	
006C0560	6		5050	125	5"	5	162	17.5	127	17.5	
007C0560	7		5050	125	5"	5	187	30.0	127	30.0	
008C0560	8		5050	125	5"	5	213	43.0	127	43.0	
010C0560	10		5050	125	5"	5	264	68.5	127	68.5	
003C0600	600		3	4040	100	4"	4	85	8.5	102	8.5
004C0600		4	4545	110	4½"	4	111	1.5	114	1.5	
005C0600		5	4545	110	4½"	5	136	11.0	114	11.0	
006C0600		6	5050	125	5"	5	162	17.5	127	17.5	
007C0600		7	5050	125	5"	5	187	30.0	127	30.0	
006C0600		8	5050	125	5"	5	213	43.0	127	43.0	
010C0600		10	5050	125	5"	5	264	68.5	127	68.5	
003C0630		630	3	4545	110	4½"	4	85	14.5	114	14.5
004C0630	4		4545	110	4½"	4	111	1.5	114	1.5	
005C0630	5		5050	125	5"	5	136	4.5	127	4.5	
006C0630	6		5050	125	5"	5	162	17.5	127	17.5	
007C0630	7		5050	125	5"	5	187	30.0	127	30.0	
008C0630	8		5050	125	5"	5	213	43.0	127	43.0	
010C0630	10		5050	125	5"	5	264	68.5	127	68.5	
003C0710	710		3	4545	110	4½"	4	85	14.5	114	14.5
004C0710		4	4545	110	4½"	4	111	1.5	114	1.5	
005C0710		5	5050	125	5"	5	136	4.5	127	4.5	
006C0710		6	5050	125	5"	5	162	17.5	127	17.5	
007C0710		7	5050	125	5"	5	187	30.0	127	30.0	
006C0710		8	5050	125	5"	5	213	43.0	127	43.0	
010C0710		10	5050	125	5"	5	264	68.5	127	68.5	

Dimensions in millimetres unless otherwise stated.

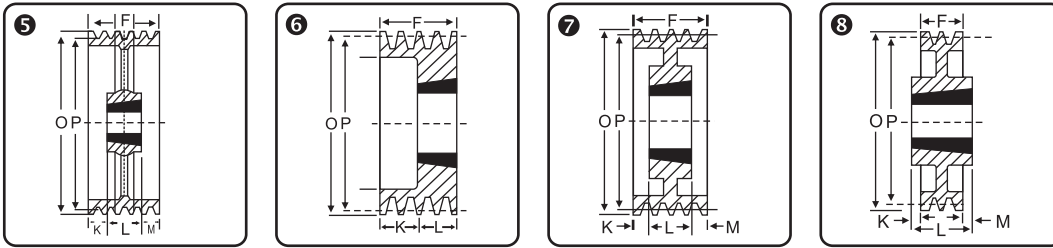
F Taper Lock® Dual Duty Pulleys



For use with 'C' / 'SPC' Section Belts

Product Code	Pitch Dia(P)	No. of Grooves	Bush No.	Max. Bore		Pully Type	F	K	L	M	Outside Dia (O)
				Met.	Imp.						
003C0762	762	3	4545	110	4½"	4	85	14.5	114	14.5	771.6
004C0762		4	4545	110	4½"	4	111	1.5	114	1.5	
005C0762		5	5050	125	5"	5	136	4.5	127	4.5	
006C0762		6	5050	125	5"	5	162	17.5	127	17.5	
007C0762		7	5050	125	5"	5	187	30.0	127	30.0	
006C0762		8	5050	125	5"	5	213	43.0	127	43.0	
010C0762		10	5050	125	5"	5	264	68.5	127	68.5	
003C0800	800	3	5050	125	5"	4	85	21.0	127	21.0	809.6
004C0800		4	5050	125	5"	4	111	8.0	127	8.0	
005C0800		5	5050	125	5"	5	136	4.5	127	4.5	
006C0800		6	5050	125	5"	5	162	17.5	127	17.5	
007C0800		7	5050	125	5"	5	187	30.0	127	30.0	
008C0800		8	5050	125	5"	5	213	43.0	127	43.0	
010C0800		10	5050	125	5"	5	264	68.5	127	68.5	
003C0900	900	3	5050	125	5"	4	85	21.0	127	21.0	909.6
004C0900		4	5050	125	5"	4	111	8.0	127	8.0	
005C0900		5	5050	125	5"	5	136	4.5	127	4.5	
006C0900		6	5050	125	5"	5	162	17.5	127	17.5	
007C0900		7	5050	125	5"	5	187	30.0	127	30.0	
008C0900		8	5050	125	5"	5	213	43.0	127	43.0	
010C0900		10	5050	125	5"	5	264	68.5	127	68.5	
003C1000	1000	3	5050	125	5"	4	85	21.0	127	21.0	1009.6
004C1000		4	5050	125	5"	4	111	8.0	127	8.0	
005C1000		5	5050	125	5"	5	136	4.5	127	4.5	
006C1000		6	5050	125	5"	5	162	17.5	127	17.5	
007C1000		7	5050	125	5"	5	187	30.0	127	30.0	
008C1000		8	5050	125	5"	5	213	43.0	127	43.0	
010C1000		10	5050	125	5"	5	264	68.5	127	68.5	
003C1250	1250	3	5050	125	5"	4	85	21.0	127	21	1259.6
004C1250		4	5050	125	5"	4	111	8.0	127	8	
005C1250		5	5050	125	5"	5	136	4.5	127	4.5	
006C1250		6	5050	125	5"	5	162	17.5	127	17.5	
007C1250		7	5050	125	5"	5	187	30.0	127	30	
008C1250		8	5050	125	5"	5	213	43.0	127	43	
010C1250		10	5050	125	5"	5	264	68.5	127	68.5	
-											

Dimensions in millimetres unless otherwise stated.



Fenner Taper-Lock® Bushes

Installation Instructions

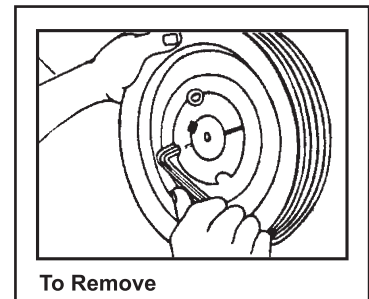
INSERT BUSH INTO PULLEY OR COUPLING	INSERT SCREWS AND LOCATE ON SHAFT	TIGHTEN SCREWS FINGER TIGHT	TIGHTEN SCREWS ALTERNATELY

TO INSTALL

1. Remove the protective coating from the bore, outside of bush and bore of hub. After ensuring that the mating tapered surfaces are completely clean and free from oil and dirt, insert bush in hub, so that the holes line up.
2. Oil thread and point of grub screws, or thread and under-head of cap screws. Place screws loosely in holes threaded in hub, shown thus @ in diagram.
3. Clean shaft and fit hub and bush to shaft as one unit. Locate in position desired, remembering that the bush will grip the shaft first and then the hub will be slightly drawn on to the bush.
4. Using a hexagon wrench tighten screws gradually and alternately until they are fully secured. Use a piece of pipe on wrench to increase leverage.

TO REMOVE

1. Slacken all screws by several turns. Remove one or two according to number of jacking-off holes, shown thus • in diagram. Insert screws in jacking off holes after oiling thread and point of grub screws or thread and under-head of cap screws.
2. Tighten screws alternately until bush is loosened in the hub and assembly is free on the shaft.
3. Remove assembly from shaft.
5. For normal drives a key is unnecessary. But when a key is not used hammer against large end of bush using a block or sleeve to prevent damage. (This will ensure that the bush is seated squarely in the bore). Screws will now turn a little more. Repeat this alternate hammering and screw tightening once or twice until correct tightening torque is obtained.
6. If a key is to be fitted, place it in the shaft keyway before fitting the bush. It is essential that only a side-fitting parallel key with TOP CLEARANCE be used.
7. After drive has been running under load for a short time stop and check tightness of screws.
8. Fill empty holes with grease to exclude dirt.



Bush		1008 1108	1310	1210 1215	1510 1615	2012	2517 2525	3020 3030	3525 3535	4040	4545	5050
Screw tightening torque	(Nm.)	56	20	20	20	31	48	90	113	170	192	271
Screw	Qty.	2	2	2	2	2	2	2	3	3	3	3
Details	Size (BSW)	1/4"	3/8"	3/8"	3/8"	7/16"	1/2"	5/8"	1/2"	5/8"	3/4"	7/8"



IMPERIAL BORES AND KEY-WAYS

Dimensions In Inches

Bore Dia.	Keyway		Shallow Keyway Depth	1008	1108	1210	1215	1310	1610	1615	2012	2517	2525	3020	3030	3525	3535	4040	4545	5050
	Width	Depth																		
0.375	0.125	0.060		0375	0375															
0.500	0.125	0.060		0500	0500	0500	0500	0500	0500	0500										
0.625	0.188	0.088		0625	0625	0625	0625	0625	0625	0625										
0.750	0.188	0.088		0750	0750	0750	0750	0750	0750	0750	0750	0750								
0.875	0.250	0.115		0875	0875	0875	0875	0875	0875	0875	0875	0875	0875							
1.000	0.250	0.115	0.052	1000	1000	1000	1000	1000	1000	1000	1000	1000	1000	1000						
1.125	0.312	0.112	0.064		1125	1125	1125	1125	1125	1125	1125	1125	1125	1125						
1.250	0.312	0.112				1250	1250	1250	1250	1250	1250	1250	1250	1250	1250					
1.375	0.375	0.108						1375	1375	1375	1375	1375	1375	1375	1375					
1.500	0.375	0.108							1500	1500	1500	1500	1500	1500	1500	1500	1500			
1.625	0.438	0.135	0.103						1625	1625	1625	1625	1625	1625	1625	1625	1625	1625		
1.750	0.438	0.135									1750	1750	1750	1750	1750	1750	1750	1750		
1.875	0.500	0.131									1875	1875	1875	1875	1875	1875	1875	1875		
2.000	0.500	0.131								2000	2000	2000	2000	2000	2000	2000	2000	2000		
2.125	0.625	0.185									2125	2125	2125	2125	2125	2125	2125	2125		
2.250	0.625	0.185									2250	2250	2250	2250	2250	2250	2250	2250	2250	
2.375	0.625	0.185									2375	2375	2375	2375	2375	2375	2375	2375	2375	
2.500	0.625	0.185	0.153								2500	2500	2500	2500	2500	2500	2500	2500	2500	
2.625	0.750	0.209												2625	2625	2625	2625	2625	2625	
2.750	0.750	0.209												2750	2750	2750	2750	2750	2750	2750
2.875	0.750	0.209												2875	2875	2875	2875	2875	2875	2875
3.000	0.750	0.209												3000	3000	3000	3000	3000	3000	3000
3.125	0.875	0.264													3125	3125	3125	3125	3125	
3.250	0.875	0.264													3250	3250	3250	3250	3250	
3.375	0.875	0.264													3375	3375	3375	3375	3375	
3.500	0.875	0.264													3500	3500	3500	3500	3500	
3.750	1.000	0.318																3750	3750	3750
4.000	1.000	0.318																4000	4000	4000
4.250	1.250	0.366																	4250	4250
4.500	1.250	0.366																	4500	4500
4.750	1.250	0.366																		4750
5.000	1.250	0.366																		5000
Nominal dia at large end of Taper (in mm) Approx.				35.0	38.0	47.5	47.5	51.0	57.0	57.0	70.0	85.5	85.5	108.0	108.0	127.0	127.0	146.0	162.0	177.5
Mass of Bush (Kg)				0.1	0.1	0.2	0.3	0.3	0.3	0.5	0.7	1.5	1.9	2.7	3.6	3.8	5.0	7.7	10	14

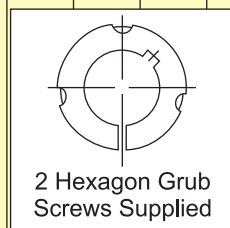


Keyways are British Standard Imperial B.S. : 10 : Part 1:1972 and conform to I.S.O. recommendations except for the bore sizes marked* which are shallower. Where a key is to be used it should be parallel and side fitting with top clearance. Depth of keyway is measured at CROWN.
Note : Taper-Lock® Bushes with imperial bores can also be supplied as 'specials' subject to minimum quantity restrictions. Consult Fenner.



METRIC BORES AND KEYWAYS

Bore Dia.	Keyway		Shallow Keyway Depth	Catalogue Code Group 029 ...																
	Width	Depth		1008 AO	1108 BO	1210 CO	1215 DO	1310 EO	1610 GO	1615 HO	2012 KO	2517 MO	2525 NO	3020 PO	3030 QO	3525 JO	3535 RO	4040 SO	4545 TO	5050 UO
9	3	1.4	-	...009	009															
10	3	1.4	-	...010	010															
11	4	1.8	-	...011	011	011	011													
12	4	1.8	-	...012	012	012	012													
14	5	2.3	-	...014	014	014	014	014	014	014	014									
16	5	2.3	-	...016	016	016	016	016	016	016	016	016								
18	6	2.8	-	...018	018	018	018	018	018	018	018	018	018							
19	6	2.8	-	...019	019	019	019	019	019	019	019	019	019	019						
20	6	2.8	-	...020	020	020	020	020	020	020	020	020	020	020						
22	6	2.8	-	...022	022	022	022	022	022	022	022	022	022	022						
24	8	3.3	1.3	...024*	024	024	024	024	024	024	024	024	024	024						
25	8	3.3	1.3	...025*	025	025	025	025	025	025	025	025	025	025	025					
28	8	3.3	1.3		028*	028	028	028	028	028	028	028	028	028	028	028				
30	8	3.3	-			030	030	030	030	030	030	030	030	030	030					
32	10	3.3	1.3			032*	032*	032	032	032	032	032	032	032	032					
35	10	3.3	1.3					035*	035	035	035	035	035	035	035	035	035	035	035	035
38	10	3.3	-						038	038	038	038	038	038	038	038	038	038	038	038
40	12	3.3	1.3						040*	040*	040	040	040	040	040	040	040	040	040	040
42	12	3.3	1.3						042*	042*	042	042	042	042	042	042	042	042	042	042
45	14	3.8	-								045	045	045	045	045	045	045	045	045	045
48	14	3.8	-								048	048	048	048	048	048	048	048	048	048
50	14	3.8	2.8								050*	050	050	050	050	050	050	050	050	050
55	16	4.3	-									055	055	055	055	055	055	055	055	055
60	18	4.4	-									060	060	060	060	060	060	060	060	060
65	18	4.4	-										065	065	065	065	065	065	065	065
70	20	4.9	-										070	070	070	070	070	070	070	070
75	20	4.9	-										075	075	075	075	075	075	075	075
80	22	5.4	-											080	080	080	080	080	080	080
85	22	5.4	-											085	085	085	085	085	085	085
90	25	5.4	3.4											090*	090*	090	090	090	090	090
95	25	5.4	-												095	095	095	095	095	095
100	28	6.4	5.4													100*	100	100	100	100
105	28	6.4	-																105	105
110	28	6.4	-																110	110
115	32	7.4	-																	115
120	32	7.4	-																	120
125	32	7.4	-																	125
Nominal dia at large end of Taper				35.0	38.0	47.5	47.5	51.0	57.0	57.0	70.0	85.5	85.5	108.0	108.0	127.0	127.0	146.0	162.0	177.5
Approx. Mass of Bush (Kg)				0.1	0.1	0.2	0.3	0.3	0.3	0.5	0.7	1.5	1.9	2.7	3.6	3.8	5.0	7.7	10	14



Dimensions in millimeters

Keyways are British Standard Metric B.S. 4235: Part 1:1972 and conform to I.S.O. recommendations except for the bore sizes marked * which are shallower.

Where a key is to be used it should be parallel and side fitting with top clearance. Depth of keyway is measured at CENTRE.

Note : Taper-Lock® Bushes with imperial bores can also be supplied. Please consult Fenner.

Power Transmission Belts & Accessories

Industrial Belts



Taper Lock Bush Pulleys



Standard Imperial Pulleys



Couplings



Shaft fixings



Gear Boxes- Helical & Worm



Fenner (India) Limited

Corporate Office : Khivraj Complex II, V Floor, 480, Anna Salai, Nandanam, **Chennai-600 035** Tel: 044-24312450 to 57, Fax: 044-24320193. E-mail: apdrep@fennermail.com Website: www.fennerindia.com

Registered Office: 3, Madurai - Melakkal Road, Kochadai, **Madurai** - 625 016. Tel: 0452-2383801, 2383802 Fax : 0452 -2383822.

Branches: ● Shreeji House, 3rd Floor, Behind M.J. Library, Ellis Bridge, **Ahmedabad** - 380 006. Tel: 079-26578572, 26578590.

● No.20, New Timber Yard Layout, Mysore Road, **Bangalore** - 560 026. Tel: 080-26756333, Fax :080-26741001.

● 24, Sitabagh Colony, Dhenu Market, **Indore** - 452 001, Tel : 0731 -2538248. Fax: 0731-4043935

● A-21, Opp. State Bank of India, Bais Godown, Industrial Area, **Jaipur**-302006, Tel:0141-2211075, 93148 70878.

● 112/371 (A), Swaroop Nagar, **Kanpur** - 208 002, Tel : 0512-2525304, 2540915, Fax: 0512-2294071.

● 32/364-A. A.-I. A.-II Masjid Road, Palarivattom, **Kochi** - 682 025. Tel : 0484-3242480 Ph:98950 71066 Tel : 0484-3242480.

● 56-D, Mirza Ghalib Street, **Kolkata**-700 016. Tel : 033-22298784, 22298791. Fax : 033-22290701, 22297880.

● B-XVII/ 2820/48, Opp to Adam Park, Jammu Colony, Link Road, **Ludhiana** -141 003. Tel : 0161-2410214. Fax:0161-2443791.

● 117/6E, Madurai - Usilampatti Road, Meenakshipuram, **Madurai**-625 016. Tel : 0452-2383920. Telefax : 0452-2383921.

● 105, Gauri Complex, Sector-11, CBD-Belapur, **Navi Mumbai**- 400 614 Tel: 022-27560985, 022-27580236. Fax : 022-27563330

● Delite Theatre Building, 2nd Floor, Asaf Ali Road, **New Delhi**-110002 Tel: 011- 23243112, 23243113, 23243153. Fax:011-23243114.

● 6-1-190/25, Padmarao Nagar, **Secunderabad** 500 025 Tel: 040-27501125, 27501139.